



Overview





Welcome to Float

Canada's smartest corporate card and spend management software.

What is Float?

Based out of Toronto, Ontario, Float's spend management software is tethered to corporate cards, giving Canadian finance teams real-time control over company spending with the ability to spend, track, approve, and reconcile CAD and USD expenses in real-time, in one platform.

Float is trusted by thousands of leading Canadian businesses across a variety of industries with their expense management and corporate card programs. Keep reading to understand why.








Business spending as it should be

Introducing a simpler way to manage your
business spending.

At Float, we recognize that the job of the finance team has been bogged down by administrative tasks that make it difficult for you to allow your team to spend while ensuring controls are in place.

We're here to bring Canadian business finance into the 21st century so you can stop:

-  Manually reconciling hundreds of transactions
-  Finding out about purchases after they are made
-  Chasing down receipts and managing expense reimbursements



Sounds great, but what is Float?

**Float is a new kind of corporate card -
backed by intelligent software.**



Smart corporate cards

Float provides physical and virtual corporate cards in both CAD and USD that are available instantly and can be used anywhere that VISA and Mastercard are accepted.



Spend management software

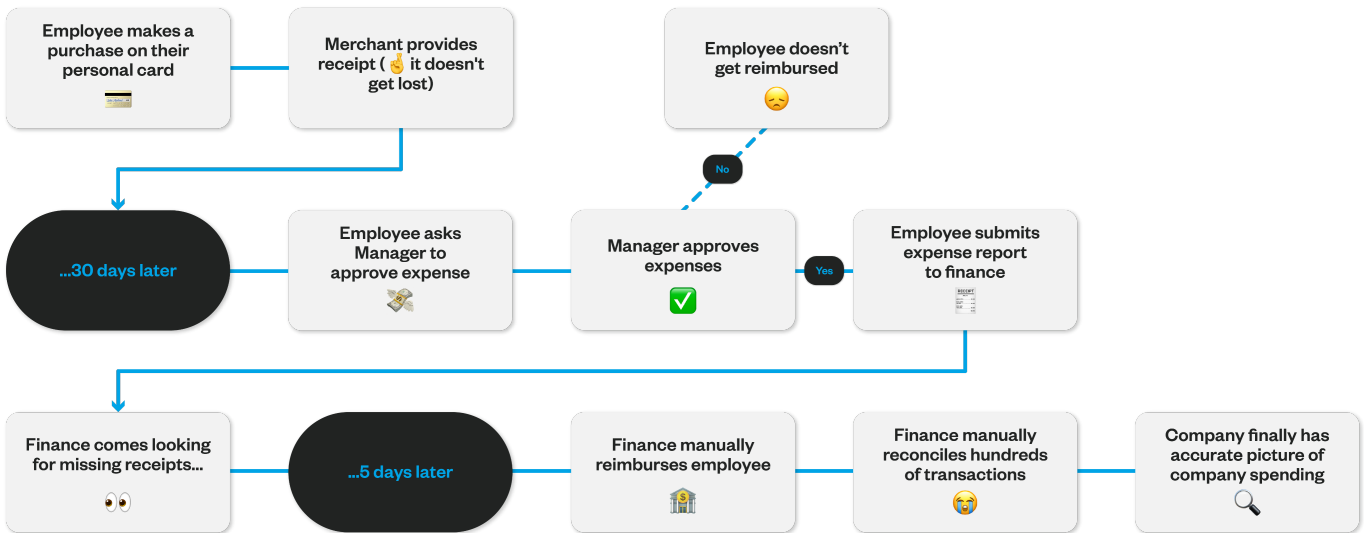
All Float cards are connected to our spend management software, which means you can place controls directly on your Float cards, see transactions in real time, and eliminate manual reconciliations.



Wave goodbye to old spending habits.

Does this look familiar?

Corporate cards workflow before Float.

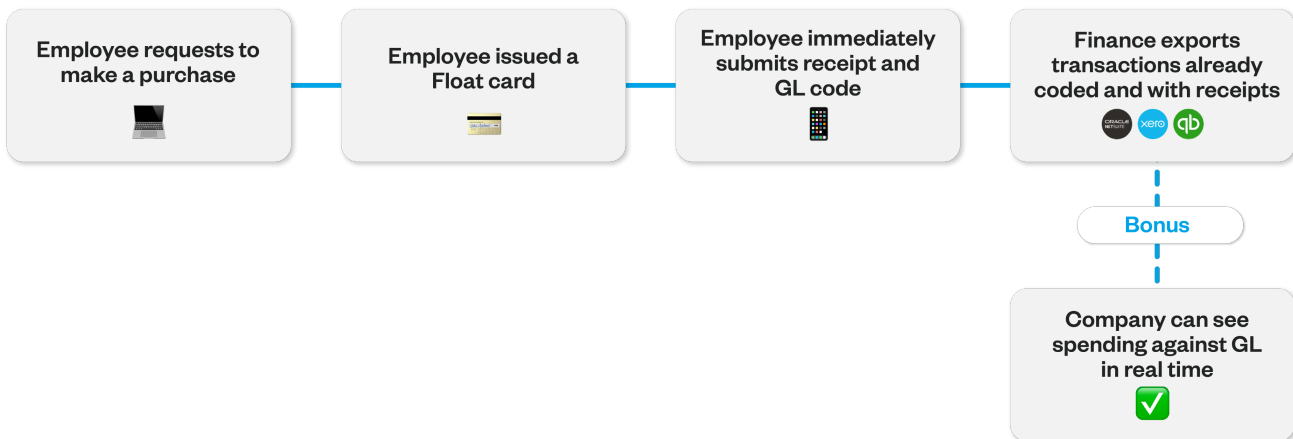




Welcome to the Float way.

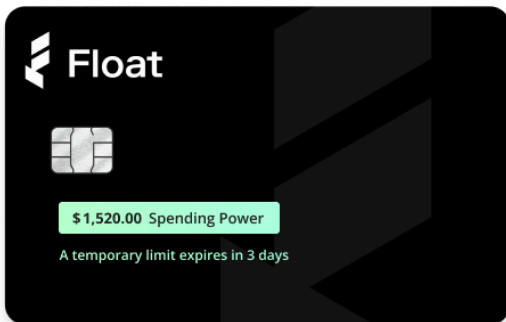
The Float effect.

Corporate cards with Float.





Types of Float Cards



Physical cards

Issue physical cards to employees worry-free for on-the-ground expenses like business travel and employee benefits. Float cards are issued with \$0 balances, so you can load Recurring or Temporary limits only when required.



Virtual cards

Control large vendor spending by creating a virtual card for each vendor. By creating Recurring limits for your billing cycles and Temporary limits for one-off increases, you can eliminate overspending and fraud caused by catch-all cards.



Spend Management Controls

Float's **customized spend management controls** enable team spending while giving finance oversight and control over company finances. Best of all, you can implement your company's expense policies directly in Float to ensure all your company spending on Float cards meets your spend guidelines.

Approve spend before it happens

Approval Policies let employees easily request to make a purchase from managers (with an audit trail).

Get insights into your cash flow

Float's Reporting page provides a real-time overview of company spending with insights into who is spending what.

Automatically collect receipts and GL codes

Submission Policies let you define the information employees are required to submit with each transaction, like receipts and GL codes, and will pause cards without them.

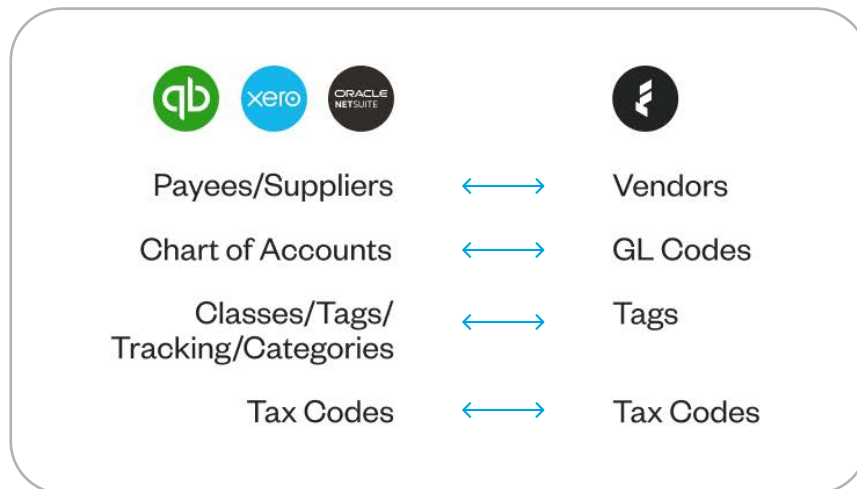
Protect your company from unauthorized spend

Individual card controls like Merchant Controls let you restrict spending at certain merchant categories and custom limits ensure your company doesn't get overcharged.



Accounting Automations

Float has Canada's most advanced accounting integrations with **QuickBooks Online, Xero and NetSuite**. With Float's Accounting Automations, you can eliminate manual data entry, automate your bookkeeping, and easily export transactions already coded and embedded with receipts at month-end.



Float also offers custom CSV exports for easy importing to other popular accounting software like Sage and Microsoft Dynamics.



Employee Reimbursements

If a team member forgets their Float Card at home, they can easily submit out-of-pocket expenses directly in Float with **Reimbursements**.

Replace expensive expense software and manual processes that bog you down. Float allows teams to simply upload their receipts and expense information, and automatically sends the request to the right manager for approval so the finance team can payout (and close) faster.

With Float Cards and Reimbursements, Canadian finance teams can simplify their team spending in one easy-to-use platform.

The screenshot displays the 'Reimbursement Request' form in the Float application. At the top left is the Float logo, and at the top right is a blue button labeled 'Reimbursement Request'. The form contains three main sections: 'Amount' with a text input field containing '\$126.00'; 'Receipt' with a dashed border box containing a document icon, the text 'Receipt captured', and the filename 'Receipt_20Jun2022_001028.pdf'; and 'Comment' with a text input field containing 'Team lunch (forgot my Float Card!)'. A 'Submit' button is located at the bottom right of the form. Overlaid on the bottom left of the form is a white notification box with a green checkmark icon and the text 'Your request has been submitted for approval!'.



Float Mobile App

With Float's mobile app, your company spenders can easily manage their expenses while on-the-go. From the app, Spenders can request new cards, limits, and reimbursements, and Managers can approve directly from the app's push notifications.

Float's app reminds cardholders to submit receipts as soon as a purchase is made, and ensures transactions are compliant with your company policies with reminders to action missing expense information.

Understand your spending power at a glance and make business payments from anywhere with smart spend management that fits in your pocket.

Available free on the App Store or on Google Play.



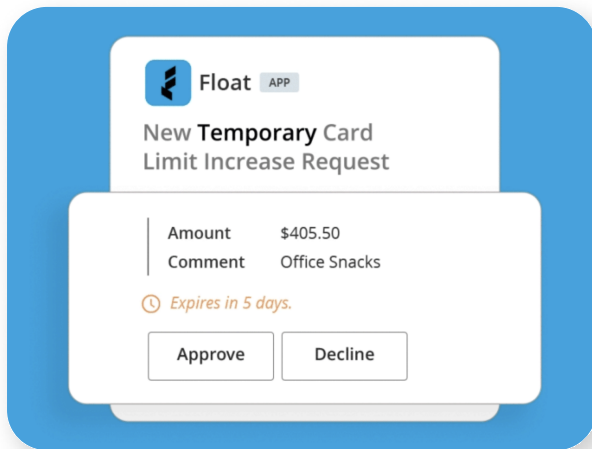
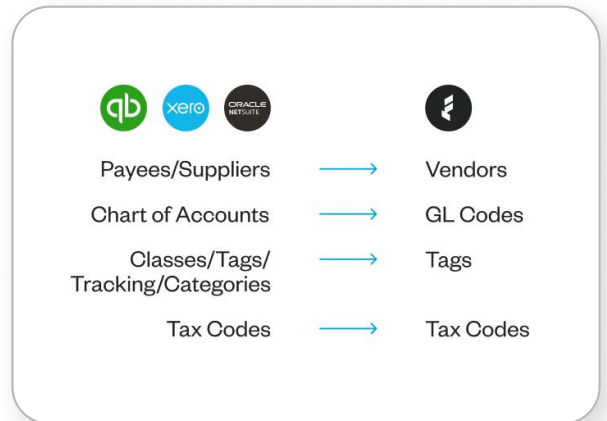


Integrations

Simplify your spending with seamless banking, HR, and productivity integrations that scale.

Accounting

Eliminate manual data entry, automate your bookkeeping, and easily export transactions already coded and embedded with receipts at month-end.



Slack


Connect your company Slack account and easily request and approve spend within your team's workflow.



Integrations

HRIS

Keep employee Float access up-to-date with the latest changes in your HR system and simplify the onboarding and offboarding process.



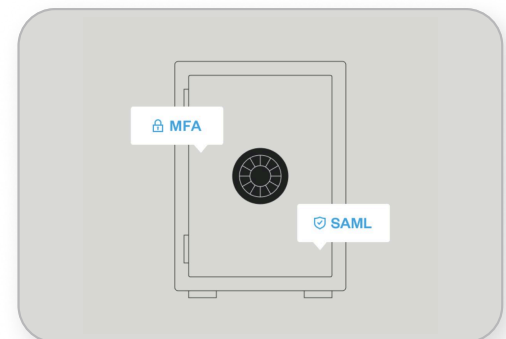
Banking

Securely connect your bank via Flinks and Plaid and easily initiate transfers to fund your Float Cards or pay down you credit.



Security


Onboard employees securely and keep their Float accounts safe with MFA and SAML SSO.





Ready to get started?

Scan to book a demo!



Good afternoon, Maricha. Welcome back to Float.

CAD			USD		
Spending Power	Spent this Month	Funds in Transit	Spending Power	Spent this Month	Funds in Transit
\$96,205.41	\$56.89	\$0.00	\$385.19	\$0.00	\$0.00

Feb. 01 - Feb. 08
Spent this day
\$12.86
Spent up to this day
\$0.00
Feb. 01
\$0.00
Feb. 28

Your Action Items

<input type="checkbox"/> Paused Physical Cards	0	<input type="checkbox"/> Transactions Missing Information	0
<input type="checkbox"/> Paused Virtual Cards	0	<input type="checkbox"/> Pending Spend Requests	0

My Recent Transactions [View All](#) | **My Recently Used Cards** [View All](#)

You haven't made any transactions | You haven't spent with a card yet